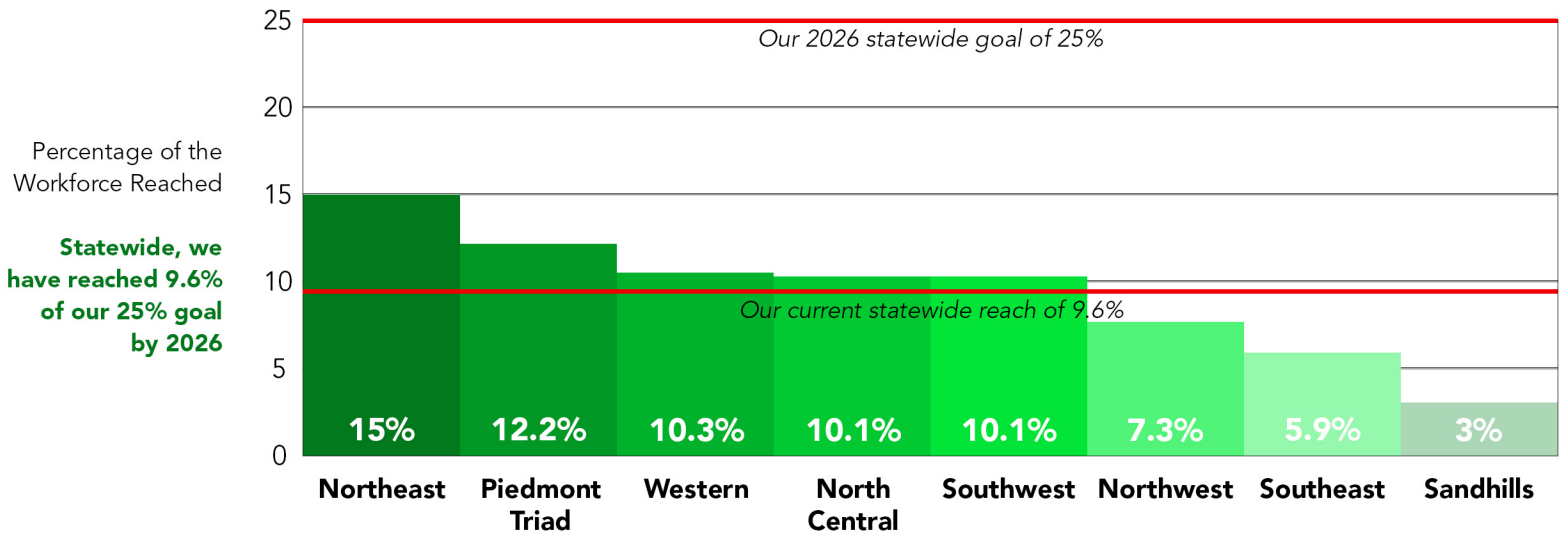
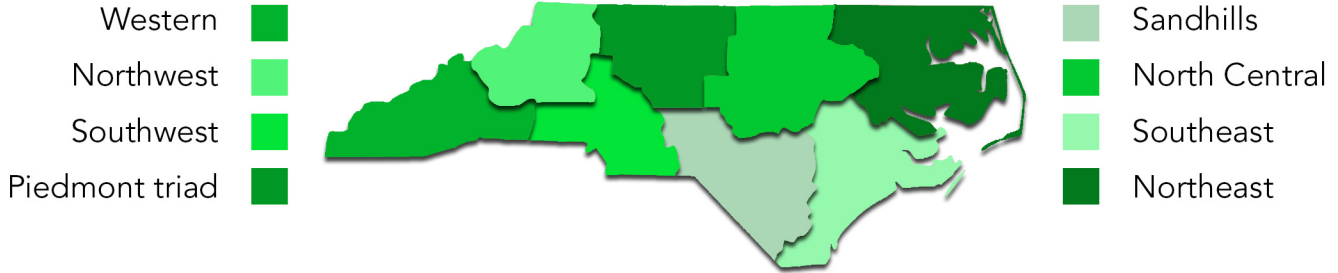




2016 NC power of 10 REPORT CARD

North Carolina's Eight Prosperity Zones









	Northeast	Piedmont Triad	Western	North Central	Southwest	Northwest	Southeast	Sandhills
Number of Counties to Reach the Power of 10	1 (of 17)	4 (of 11)	1 (of 13)	2 (of 15)	2 (of 10)	1 (of 12)	1 (of 12)	0 (of 10)
Employed Population	227,076	757,188	307,951	1,108,542	1,083,701	267,902	425,082	318,036
Employees Reached *	33,971	92,100	31,714	111,411	109,360	19,651	25,154	9,630
Worksites Participating in WorkHealthy America *	31	83	41	71	56	28	33	11
Schools or Districts Participating in LearnHealthy America *	4	22	57	3	2	9	5	1

* since 1/1/12



2016 NC power of 10 REPORT CARD

Congratulations to the **12 counties** below for reaching the Power of 10, and the 67 that are on their way:

County	 	Total Number *	County	 	Total Number *	County	 	Total Number *			
Alamance	26	0	26	Franklin	0	0	0	Pamlico	0	0	0
Alexander	1	0	1	Gaston	2	0	2	Pasquotank	2	0	2
Alleghany	1	0	1	Gates	0	0	0	Pender	1	0	1
Anson	1	0	1	Graham	0	0	0	Perquimans	0	0	0
Ashe	1	0	1	Granville	3	0	3	Person	1	0	1
Avery	0	0	0	Greene	3	0	3	Pitt	11	2	12
Beaufort	4	0	4	Guilford	32	1	33	Polk	0	0	0
Bertie	1	0	1	Halifax	5	1	5	Randolph	1	0	1
Bladen	0	0	0	Harnett	0	0	0	Richmond	1	0	1
Brunswick	1	3	4	Haywood	2	0	2	Robeson	2	0	2
Buncombe	24	50	72	Henderson	4	2	6	Rockingham	11	0	11
Burke	11	7	18	Hertford	1	0	1	Rowan	12	0	12
Cabarrus	2	0	2	Hoke	0	0	0	Rutherford	1	1	2
Caldwell	2	0	2	Hyde	0	0	0	Sampson	0	0	0
Camden	0	0	0	Iredell	3	1	3	Scotland	1	0	1
Carteret	1	0	1	Jackson	3	1	3	Stanly	2	0	2
Caswell	0	0	0	Johnston	1	0	1	Stokes	1	0	1
Catawba	3	1	3	Jones	1	0	1	Surry	3	20	22
Chatham	10	1	10	Lee	0	0	0	Swain	1	1	2
Cherokee	1	2	2	Lenoir	13	0	13	Transylvania	2	0	2
Chowan	2	0	2	Lincoln	1	1	2	Tyrrell	0	0	0
Clay	0	0	0	Macon	3	0	3	Union	4	0	4
Cleveland	3	0	3	Madison	0	0	0	Vance	1	0	1
Columbus	1	0	1	Martin	1	0	1	Wake	36	1	37
Craven	2	0	2	McDowell	3	1	4	Warren	1	0	1
Cumberland	2	1	3	Mecklenburg	26	0	26	Washington	1	0	1
Currituck	0	0	0	Mitchell	1	0	1	Watauga	2	0	2
Dare	2	0	2	Montgomery	2	0	2	Wayne	4	0	4
Davidson	2	1	2	Moore	2	0	2	Wilkes	3	0	3
Davie	0	0	0	Nash	2	0	2	Wilson	3	0	3
Duplin	2	2	4	New Hanover	3	0	3	Yadkin	1	0	1
Durham	6	0	6	Northampton	1	1	1	Yancey	0	0	0
Edgecombe	1	1	2	Onslow	2	0	2				
Forsyth	6	0	6	Orange	6	0	6				

* Where schools are engaged in building healthy places for employees and students, participation is included in both Work and Learn columns, but are counted as one unique organization in the Total # of organizations



www.ForPrevention.org

healthy places
change lives